



EP range
L-EP range with extra large daylight



EP 500-40



EP 750-40



L-EP 1200-60

with accessories
DP - Precision ram adjustment
HS - Return travel lock
equipped with ERGO hand lever*

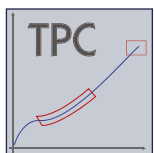
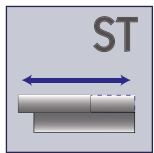
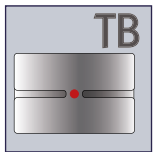
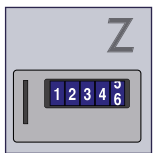
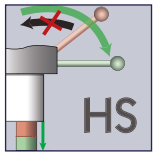
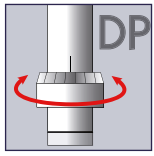
Toggle presses

Type			EP 500-40	EP 750-40	L-EP 750-40	EP 1200-60	L-EP 1200-60
Capacity		kN	5.0	7.5	7.5	12.0	12.0
Working stroke		mm	40	40	40	60	60
Throat	A	mm	63	80	80	80	80
Daylight	B	mm	40 - 213	58 - 265	55 - 375	62 - 240	75 - 338
Daylight with DP	B	mm	20 - 197	38 - 250	39 - 359	48 - 231	53 - 328
Table size	CxD	mm	110 x 65	157 x 115	156 x 115	157 x 115	157 x 115
T-slot width similar to DIN 650		mm	10	12	12	12	12
Ram bore Ø x Depth	E	mm	10H7 x 25	10H7 x 25	10H7 x 25	10H7 x 30	10H7 x 30
Ram bore Ø x Depth with DP	E	mm	10H7 x 25	10H7 x 25	10H7 x 25	10H7 x 25	10H7 x 25
Ram Ø	F	mm	20	24	24	30	30
Space requirement	CxG	mm	110 x 164	157 x 237	156 x 275	157 x 237	156 x 275
Stand height	K	mm	355	450	570	450	570
Weight		kg	ca. 10	ca. 20	ca. 28	ca. 24	ca. 32

Accessories (see Page 8-9)	Please specify when ordering.				
Precision ram adjustment	DP	DP	DP	DP	DP
Return travel lock	HS	HS	HS	HS	HS
Counter	Z	Z	Z	Z	Z
Table bore 12H7	TB	TB	TB	TB	TB

*Not included. Accessories must be ordered separately.

The accessories



APK T range

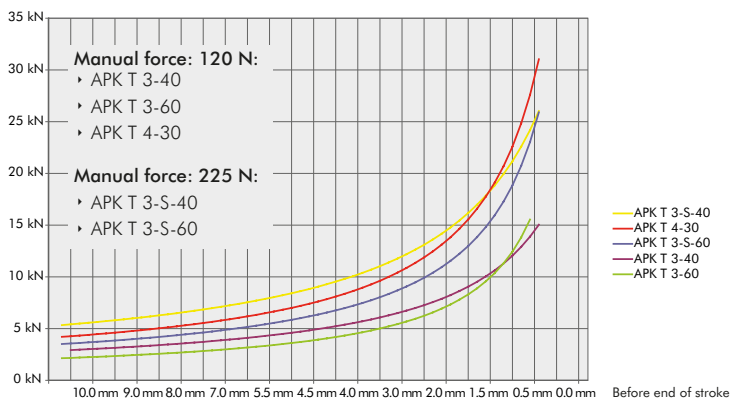
The extra-powerful hand-operated toggle presses of the APK T 3 and APK T 4 ranges are especially suitable for the frequently changing applications in modelmaking and in the workshop. Their high forces of up to 30 kN enable them to be flexibly used for widely differing applications.

The advantages:

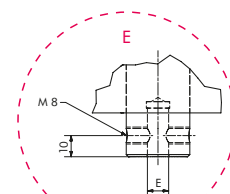
- ▶ Choice of different stroke lengths
- ▶ Extra-stable press base design
- ▶ Daylight easily adjustable by means of the standard press head threaded spindle height adjustment
- ▶ The nominal force of the press can be achieved with moderate applied force

XL-APK T range with 250 mm throat

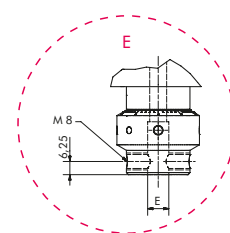
A larger throat is required wherever bulky parts are processed, e.g. the processing of printed circuit boards, sheet metal and similar parts. **mader** XL presses with 250 mm throat are employed in such cases. The base is a stable welded structure to which different standard press heads can be fitted.



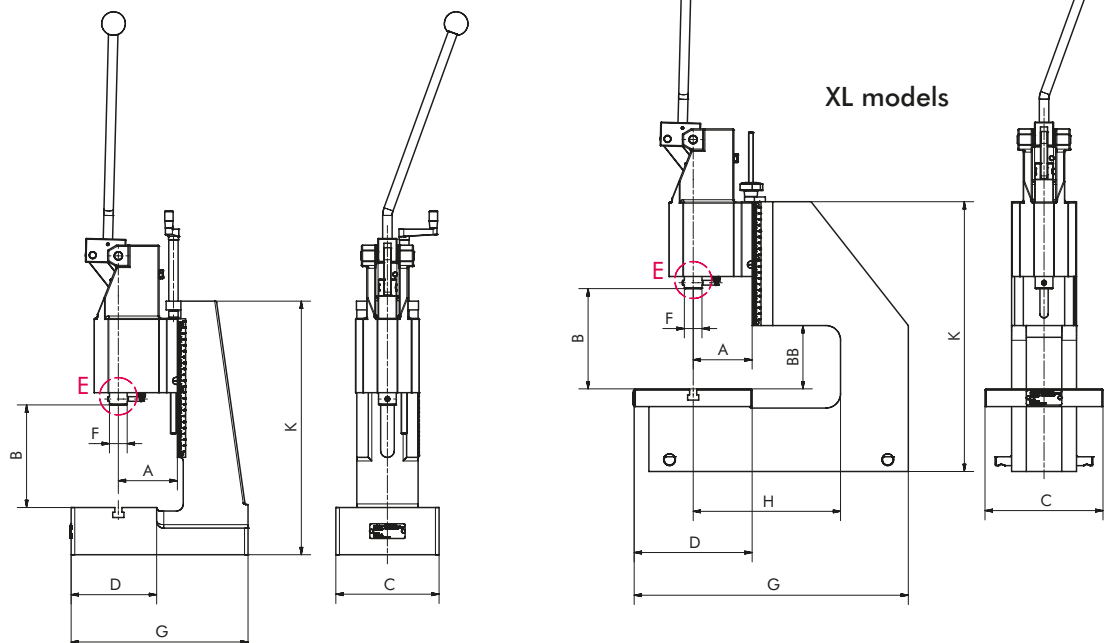
Standard



With DP



XL models



Request CAD at www.maederpressen.de or directly from Tel. +49 (0)7467-9467-0